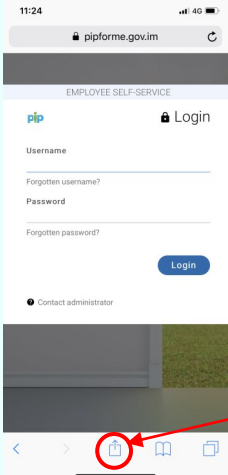


Saving PiP For Me on your home screen (iPhone)

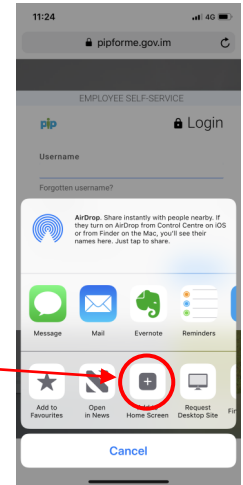
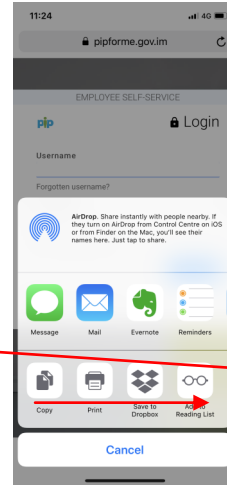



STEP ONE: Open a web browser on your phone and enter https://pipforme.gov.im/tlive_ess
This will bring up the log in screen for PiP for Me.

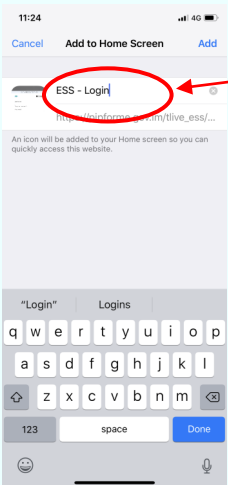
STEP TWO: Select the Share button



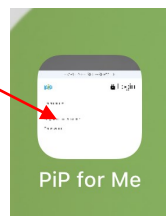

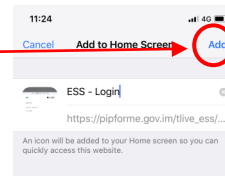
STEP THREE: Scroll right on the bottom icons until you find the Add to Home Screen Button



STEP FOUR: Select the Add to Home Screen Button and then Rename your icon "PiP for Me"



STEP FIVE: Select Add which should close your browser and return you to your home screen



STEP SIX: Your new app "PiP for Me" should now be on your mobile home screen.

If you now select this PiP for Me will load ready for you to log in.

PiP Contact details:

Email: askpip@gov.im

Tel: 685999