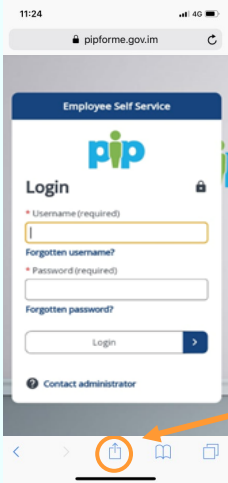


# Saving PiP For Me on your home screen (iPhone)

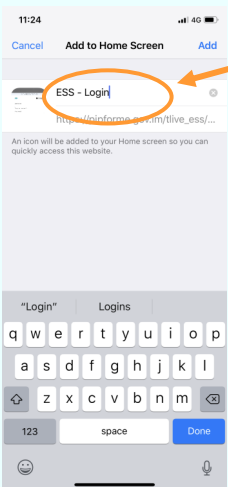
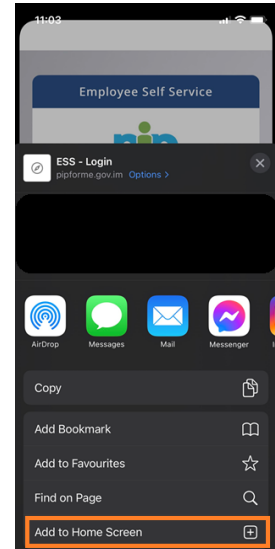


**STEP ONE:** Open a web browser on your phone and enter [https://pipforme.gov.im/tlive\\_ess](https://pipforme.gov.im/tlive_ess) This will bring up the log in screen for PiP for Me.

**STEP TWO:** Select the **Share** button

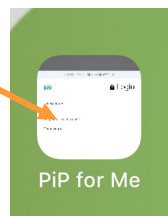

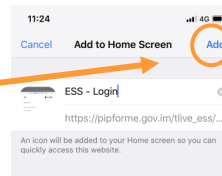


**STEP THREE:** At the bottom of your screen, scroll down through the icons until you find the **Add to Home Screen** Button



**STEP FOUR:** Select the **Add to Home Screen** button and then rename your icon "PiP for Me"

**STEP FIVE:** Select **Add** which should close your browser and return you to your home screen



**STEP SIX:** Your new app "PiP for Me" should now be on your mobile home screen.

If you now select this PiP for Me will load ready for you to log in.

**PiP access support:**  
Email: [pipsupport@gov.im](mailto:pipsupport@gov.im)  
Tel: 685999

