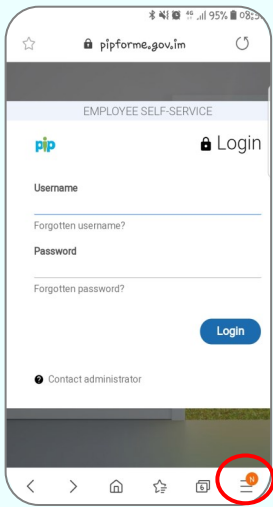


# Saving PiP For Me on your home screen (Android)

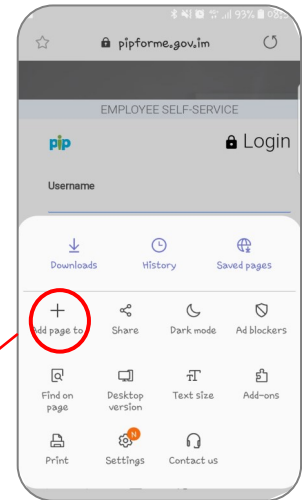
**STEP ONE:** Open the internet browser on your phone and enter [https://pipforme.gov.im/tlive\\_ess](https://pipforme.gov.im/tlive_ess) This will bring up the log in screen for PiP for Me.



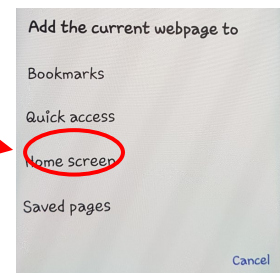
**STEP TWO:** Select the menu button



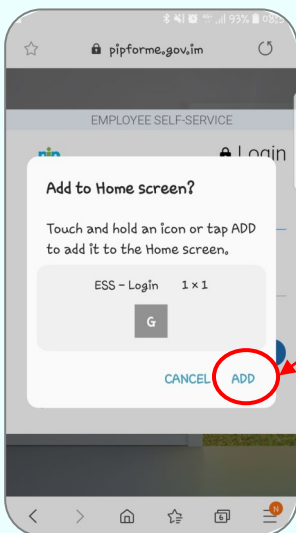
**STEP THREE:** Select the option "Add Page to"



**STEP FOUR:** Select the Add to Home Screen Button

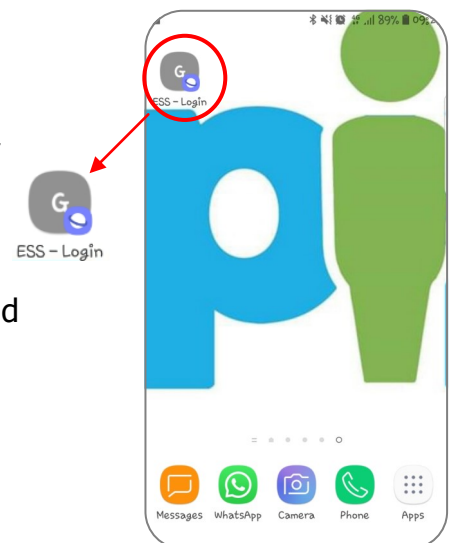


**STEP FIVE:** Select Add which should return you to the webpage screen



**STEP SIX:** Your new app "ESS - Login" should now be on your mobile home screen.

If you now select this PiP for Me will load ready for you to log in.



## PiP Contact details:

Email: [askpip@gov.im](mailto:askpip@gov.im)

Tel: 685999