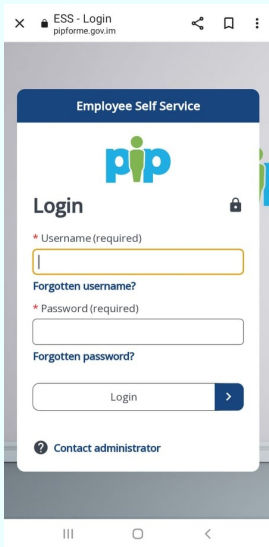
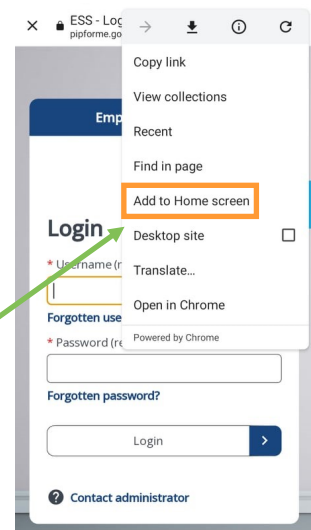


Saving PiP For Me on your home screen (Android)

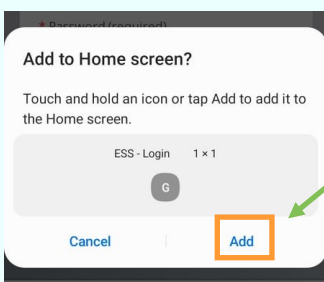


STEP ONE: Open the internet browser on your phone and enter https://pipforme.gov.im/tlive_ess This will bring up the log in screen for PiP for Me.

STEP TWO: Select the **three dots** at the top right hand side of your screen




STEP THREE: Select the option **"Add to Home Screen"**



STEP FOUR: Select **Add** which should return you to the webpage screen

STEP FIVE: Your new app **"ESS - Login"** should now be on your mobile home screen.



If you now select this PiP for Me will load ready for you to log in.

PiP access support
Email: pipsupport@gov.im
Tel: 685999

